



SERIES G250

PARTIALLY CASSETTED
RETRACTABLE AWNINGS
FOR DECKS & PATIOS



A **FUTUREGUARD** COMPANY



◀ WHERE FASHION MEETS FUNCTION ▶





Strong & Sleek



THE SERIES G250 RETRACTABLE PATIO AWNING is strong enough to be commercial grade, yet sleek enough for any application. It has all of the features you need in a durable awning: Patented articulating shoulders for easy pitch control, drop forged arm and shoulder components for endurance, and an integrated wrap-around hood and stylish front bar closes tightly to protect the fabric when retracted. The G250 is sure to solve your shading problems while providing unmatched performance and reliability.

Series G250 shown in OPEN position



Series G250 shown in CLOSED position



Cool, comfortable shade is the goal and the sleek partially cassetted G250 retractable awning delivers. This beautiful, German engineered awning provides shade without any unsightly poles to obstruct your view. When you don't need your awning, simply retract it with the turn of the hand crank or press of a button if equipped with an optional motor. You're proud of your home and Series G250 is an awning that adds style and elegance with incredible functionality. The partially-cassetted design makes the awning disappear against your home's exterior when closed, yet makes a stunning statement of modern design when open.



Neat & Discreet

Series G250 tucks away into its partially cassetted hood when not in use. Not only does it protect your fabric from the elements, it is practically unnoticeable!

Series G250

Partial cassette helps protect the fabric roll when retracted.

Available in 200+ beautiful acrylic fabric patterns and colors.

Patented articulating shoulders provide easy to adjust pitch control. These drop forged components will last a lifetime.

Our sleek, commercial-grade frame components have an electrostatic powder coated durable finish to prevent chipping and cracking.




Choose from a wide selection of motors and controls to make your awning completely automated.

IMPORTANT NOTE! Your new awning is intended as a protection against the sun only. It is not to be used during periods of strong wind, rain, hail, or snow.



The optional front rail drop screen adds additional shade without blocking your view. Roll down over 4' of color coordinated see-through shade material for relief from the low setting sun or just for extra privacy. (A fabric valance is not available with a drop screen.)



Motor controls such as wind sensors and integration to building automation systems adds convenience to help make your awning worry free.

The Eolis WireFree™ RTS Wind/Motion Sensor is a battery powered wind sensor that provides automatic wind protection for retractable awnings.

A Perfect Fit



Series G250 offers a valance-free design (above), as well as six valance styles to choose from (dentil shown below).



Features:

- » Powder coated White, Almond, Sand or Black/Brown frame
- » Welded acrylic seams for increased strength and performance
- » German engineering and design
- » Commercial grade frame
- » Partially cassetted with or without optional drop screen
- » Available with or without valance, unless drop screen is equipped
- » Drop forged components for maximum strength
- » Custom widths up to 40' in 1" increments
- » Patented articulating shoulders
- » 5 projections: 6'-11", 8'-6", 10'-2", 11'-8", 13'-2"
- » Somfy Sunea CMO motor standard

Warranty:

See www.nuimagepro.com for warranty details by model.

Powder Coated Frame Colors:

**Low-gloss finish*




Welded Seams vs. Stitched Seams


NuImage welded fabric seams look better and outperform stitched seams. They are virtually invisible, lay flatter, roll smoother, never let light through and will last for the life of the fabric.



Features & Options



The partially enclosed hood is drawn down the back to fully cover the roll of fabric. Perfect for roof mounts!



You may add a drop screen on awnings up to 13'-2" projection.



Made to last a lifetime, patented articulating shoulders provide adjustable pitch control.



The awning may be roof mounted when space requirements cannot be met.



IT'S ALL ABOUT YOU!

The Series G250 Retractable Awning is the elegant way to provide shade on demand, reducing cooling costs while protecting your family from harmful UV rays. Nulmage Awnings combine superior quality engineering and state-of-the-art technology. All frame components have an electrostatic powder coated durable finish to prevent chipping and cracking. You can depend on Nulmage Awnings when only the best will do.

