

Tillamook County Fire Agencies

ONSITE Fire Apparatus Access and water Supply Driveway Inspection Form 2022 OFC REV 10.2024

Address/Location of Proposed Development: **Manzanita Pines**
Name: **Jamie Loos** Contact Phone #: **323-533-2719** Email: **jamisonloos@macherco.com**
Total Square Footage of proposed structure: **TBD** Building Height: **TBD** Building Type: **TBD** Building Occ. Use: **TBD**
Reliable Water Source: **YES / NO** Existing Water Source Gallons or hydrant flow @20 PSI: **TBD** Water source type: **TBD**
Approved Fire Department connection from water source: **YES / NO** (For draft hydrant specifications, contact local FD)

Construction Requirements: Per current Oregon Fire Code Chapter 5 Access and Firefighting water supply is required for ALL structures

- Step 1:** Driveways shall meet the Oregon Revised Statue (ORS) 476 and the 2022 Oregon Fire Code (OFC), and/or County Road Standards.
- Step 2:** Provide the fire department/fire district with a detailed site plan including the road width, year around surface load, roadway grade, access distance, bridges (if applicable), structure construction type, square & cubic square footage of the structure, and water supply plan with information as noted below. REF. 2022 Oregon Fire Code Chpt. 5, Appendix B, C & D or (no reliable water supply) current NFPA 1142 standard.
- Step 3:** Bring this form to your local fire department to arrange a driveway inspection and approval for building official use.
- Step 4:** Fire service authority copies the form for the fire department/district records, provides a copy to the Building Official and Site contact.

- Road Width:** Fire access roads shall have an unobstructed driving surface width of not less than 20 feet (Diagram 1-A). Surface width roads with fire hydrant minimum of 26 feet (Diagram 3-A) (OFC 503.2.1, D103.1). Wildland-Urban Interface areas 12 feet wide minimum for residential 1-2 family serving 5 homes or less (OFC D101.2). Additional width would be necessary for approved parking.
- Vertical Clearance:** An unobstructed vertical clearance of not less than 13 feet 6 inches, including tree and brush obstructions shall be maintained. (Diagram 1-A) (OFC 503.2.1)
- Surface and Load Capacities:** Fire access roads shall be of an all-weather surface with asphalt, concrete or other approved driving surface capable of supporting the imposed load of a fire apparatus weighing at least 75,000 pounds. (OFC D102.1) Proper drainage shall be provided and maintained to prevent run off damage. (OFC D103.7)
- Grade:** Fire access road grade shall not exceed 10%. (OFC D103.2) **NOTE:** If the structure site is located on sloped property greater than 10%, contact your local fire official for input prior to driveway construction. (1-2 Family) - An approved NFPA 13 type fire sprinkler system may be an acceptable alternative when required slope cannot be met per Oregon Administrative Rule 918-480-0125. (Diagram 2-A)
- Distance from Structure(s):** Fire access roads shall be within 150 feet of all portions of the exterior walls of the structure as measured from the approved fire access road. (OFC 503.1.1)
- Dead End Roads and turnarounds:** An approved turnaround is required if the dead-end fire access road is greater than 150 feet. (Diagram 3-A) (OFC D103.4) Dead end fire access roads more than 500 feet in length shall have driving surface width of not less than 26 feet. (OFC D103.4) Rural: Fire access roads more than 200 feet may have an alternative method of turnouts every 150 feet or other fire official approved method. (Diagram 4-A) (OFC 503.1, D103.1 Ex. 3, 2018 IWUIC section 403.2.2)
- Bridges:** The bridge shall be constructed and maintained in accordance with AASHTO HB-17. The bridge shall be designed for a live load sufficient to carry the imposed loads of fire apparatus. Vehicle load limits shall be posted at both entrances to bridges. (OFC 503.2.6)
- Gates:** Gates securing fire access roads shall comply with all of the following: Minimum unobstructed width shall be 20 feet without a center post or island. Gates shall be of the swinging or sliding type operated by one person. Knox Box Rapid Access System or other unlocking method shall be submitted for approval by the fire code official on all locking or coded gates. Electric gates (listed per UL 325) and automatic operated gates (listed per ASTM F2200) shall be equipped with a means of opening the gate by fire department personnel with approved emergency opening devices. (OFC 503.5, D103.5)
- Address Sign:** A permanent address sign must be installed plainly visible and legible from the street or road fronting the property. Numbers shall be at least 4" in height and contrast with the background. Address signs may be acquired through your local Fire Department (larger size depends on the distance from the street). (OFC 505)
- Water Supply:** An approved water supply capable of supplying the required fire flow for fire protection shall be provided to premises upon which facilities, buildings or portions of buildings are hereafter constructed or moved into the jurisdiction. Water Supply must be designed and maintained per current OFC or NFPA 1142 depending on location and type of water availability.

I certify construction of fire access & water supply for this development is completed and will be maintained per required fire code standards

Owner/Builder Signature: _____ Date: _____

This Section to Be Completed by Fire Official. Enforced by authority having jurisdiction under ORS 476 and OFC.

- Not Approved:** Water Supply and Fire Access to the proposed development site is required during construction 2022 OFC 501.4, 507.1.
- Conditional Approval:** Fire access to the proposed development site is temporarily suitable for access by fire service equipment/construction if approved for construction by the building department, however deficiencies exist and are required to be corrected prior to fire service approval. **RE-INSPECTION REQUIRED -SITE NOT YET APPROVED.**

Deficiencies: Width Vertical clearance Imposed weight load support Grade Turnaround Turnouts Gate issue Address Sign

Water supply Other _____

- Final Approval:** Water Supply and Fire Access to the proposed development site are satisfactory for access by fire department equipment.

Fire Official: Daniel L Weitzel Dan Weitzel Fire Department: Nehalem Bay Fire & Rescue Dist Date: 12/4/2024

Diagram 1-A Road Width and Vertical Clearance




Diagram 2-A Grade Alternate




Diagram 3-A Turnarounds

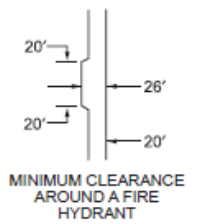
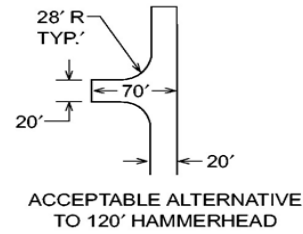
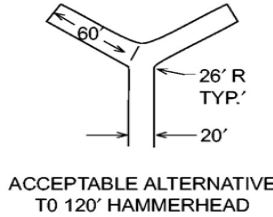
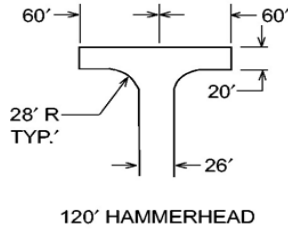
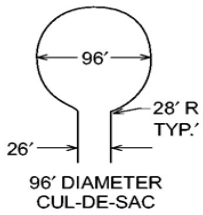


Diagram 4-Residential Turnouts

Every 400 Feet (Overhead View Looking Down)

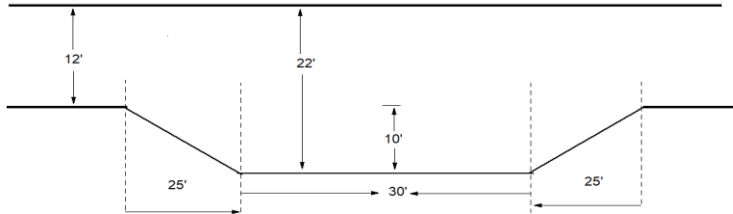
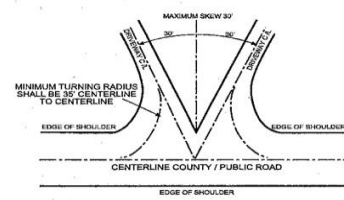


Diagram 5-

Road Approach Plan



Urban Firefighting water supplies: For all structures in a competent water supply area, a water supply for fire suppression with an approved hydrant system/location shall be in place, flushed and operational prior to bringing combustible construction on site in accordance with current Oregon Fire Code Chapter 5, appendix B, C and D.

Rural Firefighting water supplies: For residential structures in rural district without a competent fire water system over 3,600 SQ FT, including garage and porches, and for all commercial properties, a water supply for fire suppression shall be provided in accordance with current NFPA 1142 standard on water supplies for suburban and rural firefighting prior to bringing combustible construction on site. **Note:** An approved NFPA 13 Automatic Fire Sprinkler System (or NFPA 13R/ 13D) may be an acceptable alternative to the required water supply.

Many existing driveways do not provide the needed emergency access, where delays or emergency response may be hindered because of improper or non-maintained emergency access. New or exterior dimension altered structures will be expected to fully meet and maintain current fire access and water supply code requirements. If the home site is located on sloped property, we recommend you determine site grade and contact your local fire official for input prior to driveway construction.

With the increase of structures in the rural area, the need for adequate fire department access is ever more critical. The risk of wildfire and other emergency incidents increases with structure density.

Consult with the fire code authority for any alternative methods or further options/exceptions within the Oregon Fire Code. Here is the link to the OFC https://www.oregon.gov/osp/programs/sfm/Pages/Fire_Codes.aspx

Tillamook County Fire Districts & Fire Departments

Bay City Fire	503.377.0233
Garibaldi Fire	503.322.3635
Nehalem Bay Fire	503.368.7590
Netarts/Oceanside Fire	503.842.1153
Nestucca Fire & Rescue	503.392.3313
Rockaway Beach Fire	503.355.2978
Tillamook Fire District	503.842.7587

Oregon State Fire Marshal Office

Shannon Miller, Deputy State Fire Marshal, 503.507.1897